



OPD STATISTICS

FROM JANUARY-2024 TO DECEMBER-2024

DEPARTMENT	JAN-24	FEB-24	MAR-24	APR-24	MAY-24	JUN-24	JUL-24	AUG-24	SEP-24	OCT-24	NOV-24	DEC-24	TOTAL
1. KAYACHIKITSA	922	1045	1120	1162	1160								5409
2. PANCHAKARMA	481	456	511	527	550								2525
3. SHALYATANTRA	520	543	527	561	573								2724
4. SHALAKYATANTRA-A	176	251	262	275	241								1205
5. SHALAKYATANTRA-B	404	395	412	453	480								2144
6. PRASUTI & STREEROGA	488	490	519	515	527								2539
7. KAUMARYABRITYA	476	462	528	517	522								2505
8. SWASTHAVRITTA	264	229	215	228	259								1195
9. ATYAYIKACHIKITSA	7	4	11	14	10								46
10. VISHACHIKITSA	0	0	0	0	102								102
GRAND TOTAL	3738	3875	4105	4252	4424								20394

IPD STATISTICS

FROM JANUARY-2024 TO DECEMBER-2024

DEPARTMENT	JAN-24	FEB-24	MAR-24	APR-24	MAY-24	JUN-24	JUL-24	AUG-24	SEP-24	OCT-24	NOV-24	DEC-24	TOTAL
1. KAYACHIKITSA	68	29	57	65	50								269
2. PANCHAKARMA	35	9	29	37	36								152
3. SHALYATANTRA	31	11	33	35	33								143
4. SHALAKYATANTRA	16	7	27	24	24								98
5. PRASUTI & STREEROGA	25	19	16	26	18								104
6. KAUMARYABRITYA	22	4	22	33	21								102
7. ATYAYIKCHIKITSA	7	4	11	14	10								46
8. VISHACHIKITSA	0	0	0	0	0								0
GRANDTOTAL	204	83	195	234	192								908



STATISTICS OF IPD BED OCCUPANCY

FROM JANUARY-2024 TO DECEMBER-2024

DEPARTMENT	JAN-24	FEB-24	MAR-24	APR-24	MAY-24	JUN-24	JUL-24	AUG-24	SEP-24	OCT-24	NOV-24	DEC-24	TOTAL	AVG	%
1. KAYACHIKITSA	330	320	280	294	189								1413	09.29	15.49
2. PANCHAKARMA	288	115	208	290	233								1134	07.46	18.09
3. SHALYA TANTRA & AC	162	82	209	202	168								823	05.41	09.02
4. SHALAKYA TANTRA	67	38	112	93	89								399	02.62	04.37
5. PRASUTI & STREEROGA	107	111	91	105	79								493	03.24	05.40
6. KAUMARYABRITYA	96	65	92	105	61								419	2.75	04.59
GRAND TOTAL	1050	731	992	1089	819								4681	3.79	51.32

STATISTICS OF LABORATORY/RADIOLOGY DEPARTMENT

FROM JANUARY-2024 TO DECEMBER-2024 (OPD & IPD)

INVESTIGATIONS	JAN-24	FEB-24	MAR-24	APR-24	MAY-24	JUN-24	JUL-24	AUG-24	SEP-24	OCT-24	NOV-24	DEC-24	TOTAL
1. HAEMATOLOGICAL	1161	1030	1161	1304	1353								6009
2. BIO-CHEMICAL	370	350	370	374	389								1853
3. SEROLOGICAL	130	118	125	123	131								627
4. MICROBIOLOGICAL	58	43	52	52	57								262
GRAND TOTAL	1719	1541	1708	1853	1930								8751
RADIOLOGICAL													
A X-RAYS	65	73	72	74	79								363
B ULTRASONOGRAPHY	0	0	0	0	0								0
C ELECTROCARDIOGRAPHY	64	75	70	73	77								359
GRAND TOTAL	129	148	142	147	156								722



STATISTICS OF OPD PANCHAKARMA PRODEDURE

FROM JANUARY-2024 TO DECEMBER-2024

NAME OF PROCEDURE	JAN-24	FEB-24	MAR-24	APR-24	MAY-24	JUN-24	JUL-24	AUG-24	SEP-24	OCT-24	NOV-24	DEC-24	TOTAL
1. SNEHANA KARMA	403	138	600	304	355								1800
2. SWEDANA KARMA	748	259	700	326	625								2658
3. VAMANA KARMA	28	04	04	02	04								42
4. VIRECHANA KARMA	2	01	09	03	08								23
5. BASTI KARMA	204	73	365	272	601								1515
6. NASYA KARMA	44	33	113	47	58								295
7. RAKTAMOKSHNA	0	55	48	20	52								175
8. SHIRODHARA	67	18	4	23	34								146
9. SHIROBASTI	0	0	0	0	08								8
10. OTHERS	60	36	62	88	61								307
GRAND TOTAL	1556	617	1905	1085	1806								6969

STATISTICS OF IPD PANCHAKARMA PROCEDURE

FROM JANUARY-2024 TO DECEMBER-2024

NAME OF PROCEDURE	JAN-24	FEB-24	MAR-24	APR-24	MAY-24	JUN-24	JUL-24	AUG-24	SEP-24	OCT-24	NOV-24	DEC-24	TOTAL
1. SNEHANA KARMA	357	511	362	326	255								1811
2. SWEDANA KARMA	616	987	552	449	436								3040
3. VAMANA KARMA	13	0	01	01	03								18
4. VIRECHANA KARMA	0	48	4	2	03								57
5. BASTI KARMA	253	313	186	294	197								1243
6. NASYA KARMA	57	73	72	45	65								312
7. RAKTAMOKSHNA	18	104	37	10	26								195
8. SHIRODHARA	65	25	0	23	23								136
9. SHIROBASTI	0	0	01	0	0								1
10. OTHERS	40	56	61	60	27								244
GRAND TOTAL	1419	2117	1276	1210	1035								7057

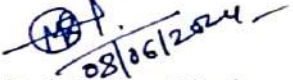


STATISTICS OF SURGICAL PROCEDURES


FROM JANUARY-2024 TO DECEMBER-2024


NAME OF PROCEDURE	JAN-24	FEB-24	MAR-24	APR-24	MAY-24	JUN-24	JUL-24	AUG-24	SEP-24	OCT-24	NOV-24	DEC-24	TOTAL
1. MAJOR OPERATIONS	15	4	14	16	13								62
2. MINOR OPERATIONS	15	3	14	15	13								60
3. KSHARASUTRA	85	47	66	74	88								360
LABOUR ROOM													
1. PTSR PROCEDURES	265	268	270	363	267								1433
2. DELIVERIES	0	0	0	0	0								0
GRAND TOTAL	265	268	270	363	267								1433

Verified


Hospital Office Clerk

Approved by


Deputy Medical Superintendent
DEPUTY MEDICAL SUPERINTENDENT
S.B.V.P.J.V. Mandal's
Grameena Ayurvedic Medical College
Hospital & Research Centre,
TERDAL, Tq. Jamkhandi, Dt. Bagalkot


Medical Director
MEDICAL DIRECTOR
S. B. V. P. J. V. Mandal's
Grameen Ayurvedic Medical College
Hospital & Research Centre
TERDAL, Tq. Jamkhandi, Dt. Bagalkot.